

HOMECREST[®]

C A B I N E T R Y





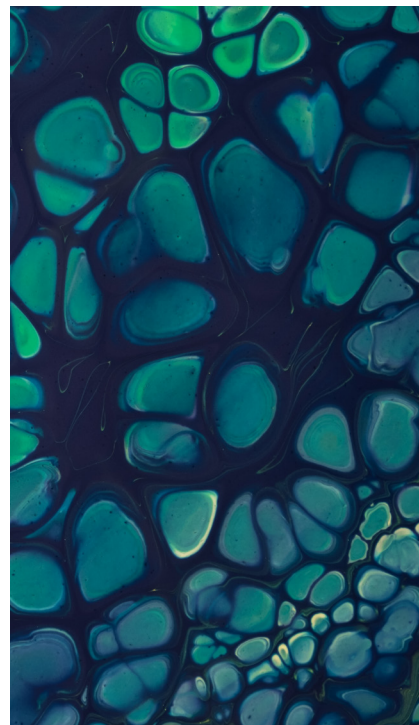


2021 LAUNCH BROCHURE

HOMECREST[®]

C A B I N E T R Y

It's been a dark year to say the least, but the air has lost its chill and trees are in full bloom here in the Midwest. Things are certainly looking up! It's hard not to see the bright side with life budding all around. Let the wonder of Spring energize your spirit and allow the new colors, door styles, construction improvements and SKU expansions of the Homecrest Spring Launch provide all the design inspiration you need. Enjoy!!





MANE STAIN

SEE SPEC BOOK PAGE 17-18

Grounding, earthy and organic describe this beautiful cool brown stain available on Maple and Oak. Its depth provides the substance needed to make a confident, timeless statement in any space, adding visual weight to the light, airy palettes so popular today.

Available on Maple and Oak

POOLHOUSE PAINT

SEE SPEC BOOK PAGE 17

Dive into the refreshingly cool depths of Poolhouse, a sophisticated paint color available on Hardwood. Its soothing darkness works beautifully as a neutral, while its cool blue hue offers a fun - but safe - pop of personality. Its flexibility with a variety of paints and stains are sure make this paint a design workhorse and customer favorite.

Available on Painted Hardwood

PAINTED HARDWOOD

SEE SPEC BOOK PAGE 1

As we work to keep prices as low as possible, we have replaced the Maple substrate on our painted wood products with an equally resilient hardwood. Moving forward, painted wood will be referred to as “Painted Hardwood” and will offer the same look and benefits as painted Maple. Stained finishes will continue to be offered on distinct species as before.



DOORSTYLES

SEE SPEC BOOK PAGE 8-15

We understand the importance of offering more than simple Shaker styles in our line, because hey - not everyone wants a Farmhouse kitchen! Am I right? With that in mind, we welcome Welzin, Chalet and Piper - three new doors offering substance and style in a variety of species.



Slab Drawer Front
Maple, Painted Hardwood,
Oak & Hickory
*(Replacement for Montella,
Full Overlay version of Wexford)*

5-Piece Drawer Front
Maple, Painted Hardwood,
Oak & Hickory
*(Replacement for Montella,
Full Overlay version of Wexford)*



Slab Drawer Front
Maple & Painted Hardwood
(Replacement for Rainier)



Slab Drawer Front
Maple, Painted Hardwood,
Oak & Hickory
(Full Overlay version of Fyfer)

5-Piece Drawer Front
Maple, Painted Hardwood,
Oak & Hickory
(Full Overlay version of Fyfer)

CONSTRUCTION UPDATES



SofTouch Standard

Say good-bye to slamming thanks to our improved standard construction featuring wood dovetail drawers with full extension, undermount SofTouch guides, and doors with soft-close hinges. For customers who prefer non-soft close door hinges and/or non-soft-close drawer and roll tray guides, don't fret! We have new modifications for that!

- New downgrade options include**
- NSCH - Non-soft close Door Hinge
 - FDRW - Non-soft close Guides & Furniture Board Drawers
 - RTF - Non-soft close Guides & Furniture Board Roll Trays



Finished Ends

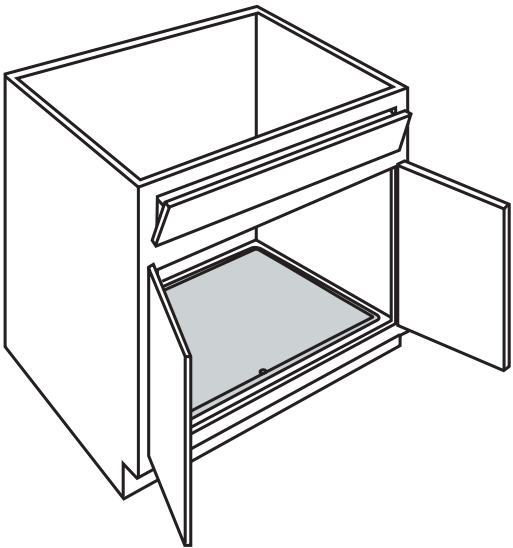
The new FB (Finished Ends Both) modification creates a matching 1/2" veneer plywood exterior on both ends of a cabinet. Use it with APU (All-Plywood Unfinished) and PEU (Plywood Ends Unfinished) modifications to achieve finished ends with upgraded construction options. This replaces the APF (All-Plywood Finished) and PEF (Plywood Finished Ends) modifications which have been discontinued.

SKU UPDATES

Sink Base w/Tilt Out Trays & CabMat - SB_BSTCM

SEE SPEC BOOK PAGE 91

This new sku combines two of our most popular sink storage accessories - Tilt Out Trays and CabMat.



Base Cabinet Two Drawer w/Roll Tray - 2BD_RT

SEE SPEC BOOK PAGE 101

The added roll tray behind the top drawer allows for extra storage for a multitude of kitchen essentials.

Base Wine Cubby - BWC6

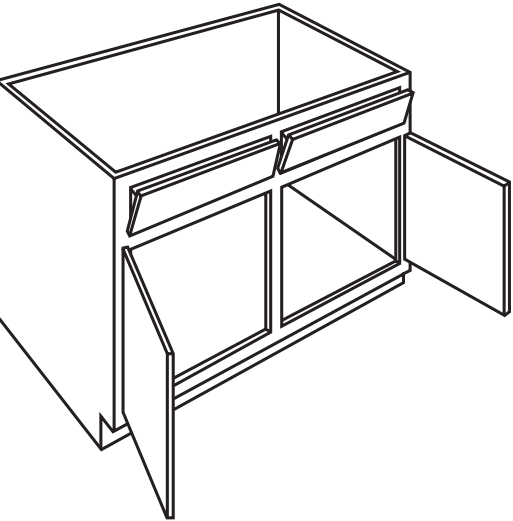
SEE SPEC BOOK PAGE 104

Vertical storage for wine bottles.

Two Drawer Base Drop-In Range - B36BDR

SEE SPEC BOOK PAGE 94

Adds another option for Drop-In Range applications.



Sink Base w/Tilt Out Trays - SB_BST

SEE SPEC BOOK PAGE 91

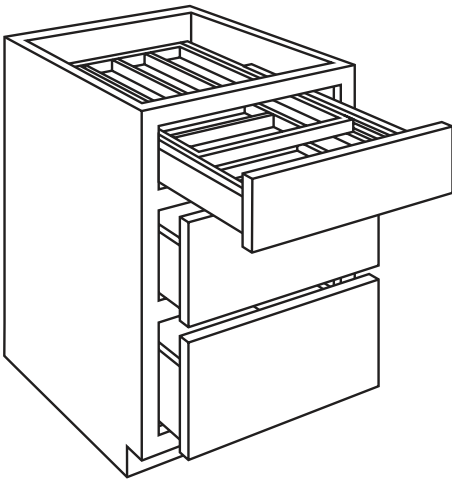
Our most popular sink storage accessory is now available as a cabinet SKU.

Base Cabinet Three Drawer w/Wood Tiered Cutlery Drawer Divider - 3BD_WTCD

Base Cabinet Four Drawer w/Wood Tiered Cutlery Drawer Divider - 4BD_WTCD

SEE SPEC BOOK PAGE 102-103

Utensil storage solutions are now integrated into cabinet SKUs.



Desk Double File Drawer Base, 29” High, 21” Deep - DDFD_

SEE SPEC BOOK PAGE 121

New office SKUs that allow for maximum storage of files.

Furniture Drawer 6 ¾” High, 24” Deep - FD_6.7524

Furniture Drawer 12” High, 24” Deep - FD_1224

SEE SPEC BOOK PAGE 122

Additional Furniture Drawer heights makes designing office spaces and mudrooms easier.

Vanity Mirror - VM_

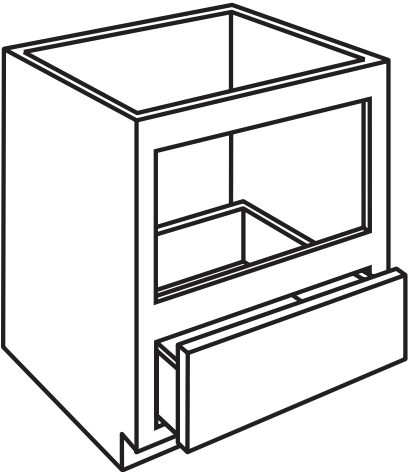
SEE SPEC BOOK PAGE 137

Give bathrooms an updated touch with the new Vanity Mirrors.

Base Built In Microwave w/Drawer - BBMWD_

SEE SPEC BOOK PAGE 93

Creates the option for built-in base microwaves.

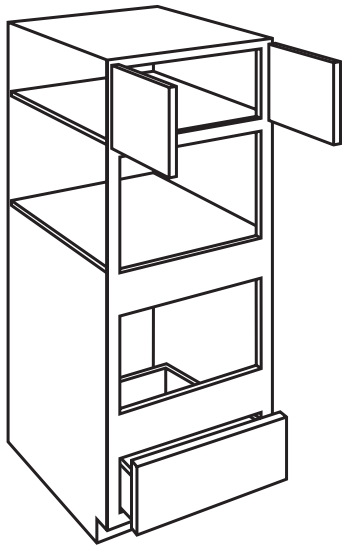


PRODUCT IMPROVEMENTS

Oven Microwave Cabinet, Deep Drawer - OMC_DD

SEE SPEC BOOK PAGE 119

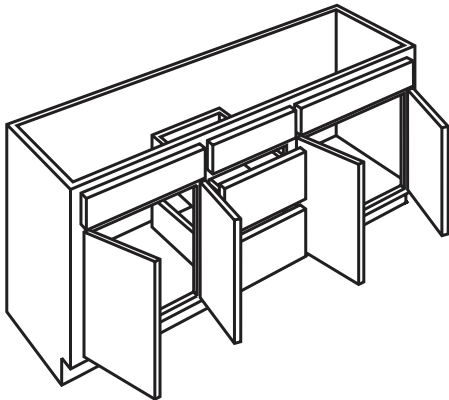
Our new version of the Oven Microwave Cabinet with features a deeper drawer.



Reintroduce VDB60 & VDB60BH

SEE SPEC BOOK PAGE 133

We have discontinued the VDB603D and VBD603DBH which have been replaced with new models featuring a 24” - 12” - 24” configuration.



Traditional Overlay Oven/Microwave Cabinet Improvement

Our updated hinge is face-mounted so cabinet doors align in stacked applications.

UPDATED HARDWARE OFFERING

SEE SPEC BOOK PAGES 155-159

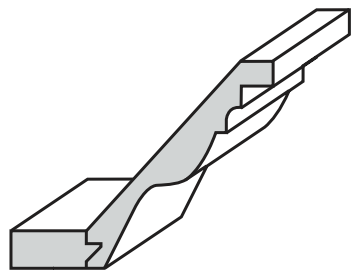
Our new hardware offering is refreshed and on-trend. See your Price and Spec book for the complete offering.

KNOBS: 1420, 1901, 1906, 1908, 1909, 1912, H100, H108, H116, H117, H118, H127, H135, H136, H913, H951, M148, M1820, M206, M207, M549, RH20, T002, T013, T1017

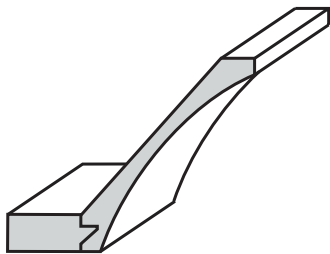
PULLS: 1902, 1904, 1905, 1907, 1910, 1911, H105, H106, H107, H115, H119, H120, H122, H128, H129, H130, H131, H132, H141, H142, H143, H144, H50, H63, H911, H952, H957, M1674, M1823, M364, M381, M383, M430, M475, M476, M570, RH21, T001, T1015, T1018



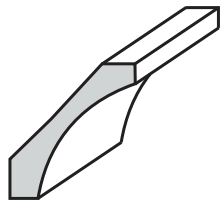
NEW ACCESSORIES



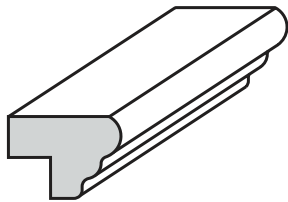
Classic Tall Crown
CLTCROWN8



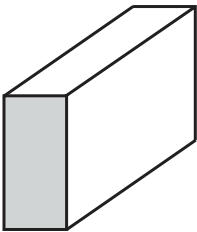
Cove Crown
COVECROWN8



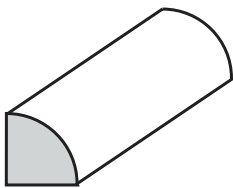
Small Cove Crown
SMCOVECROWN8



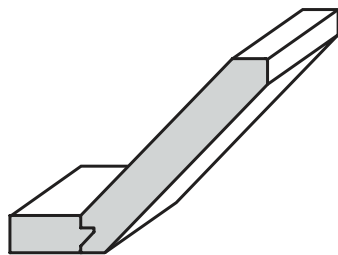
Cap
CAPM



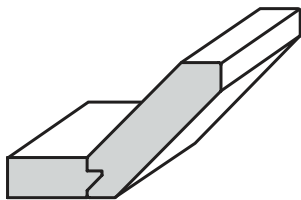
Light Baffle
LB2



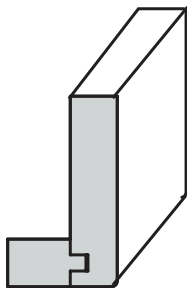
Quarter Round
QRM



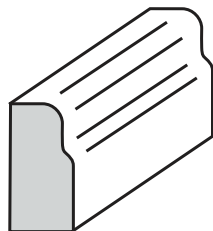
Large Straight Angle Crown
LSACROWN8



Medium Straight Angle Crown
MSACROWN8



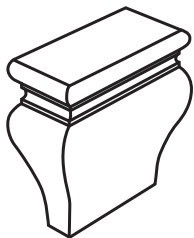
Starter Shaker
STRS8



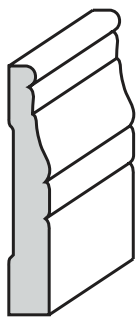
Traditional Countertop
TCM8



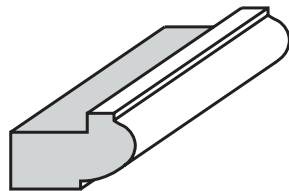
Triple Bead Pilaster
TBP8



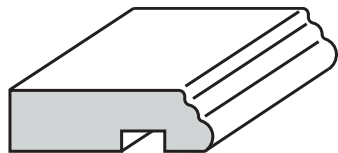
Toekick Tulip Foot
TKTLFOOT



Baseboard
BBM8



Valley Forge
VFR8



Soffit Trim
TSTM8



**Island Leg Tapered,
35 1/4" High**
ISLEGTPRD



Spool Leg
SPLEG

NEW ACCESSORIES

Floating Shelves (shown right) – FS48, FS54, FS60

Angled Fluted/Plain 3” Wide Reversible Fillers – BLVDFF30

End Panel Skins, Tall (wood and laminate) – WWEP48, LWEP48, WTEP*, LTEP*

Finished Back Skins (wood and laminate) – W48x30, L48x30

Cross Grain Veneer Back Skin ¼” Panels – W9634.5BP

Wood V-Grooved Beaded Skin ¼” Panels – W4896BB

End Panel, Wall (wood and laminate) – SP1230, LSP1230

End Panel, Base (wood and laminate) – SP2435.5, LSP2434.5

End Panel, Tall (wood and laminate) – SP2487, SP2490, SP2493, LSP2487, LSP2490, LSP2493

Base and Tall Panels w/Filler Attached and Furniture Ends – WREP_FPE

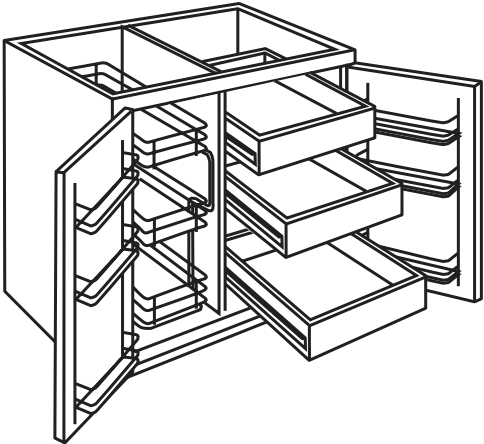
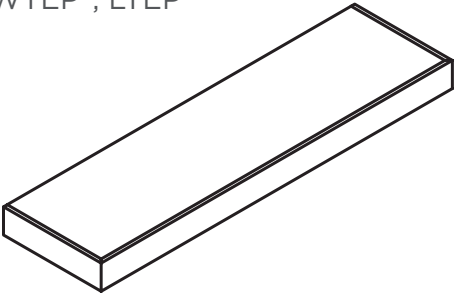
Exterior Shelves, 12” Deep – ES_

CabMat Vanity – CABMATV_

Full Depth Interior Shelves – SK_

Pure & Simple Cabinet Care Kit – CABCLEANKIT

Wine Glass Holders – SWR36



SuperCabinet™ (shown above, at right) – BSC30RTL

Wall Cabinet: W4212, W4512, W4812, W301224B, W4215CS, W4215, W4515, W4815, W301524B, W4518, W4818, W301824B, W2421L/R, W4221, 4521, W4821, W4227, W4527, W4827, W302724B

Microwave Wall: MW2718, MW3018, MW2436B, MW2439B, MW2442B

Desk Door Drawer Base, 29” High, 21” Deep – DHB30B, DHB36B

Desk File Drawer Base, 29” High, 21” Deep – DHFD15, DHFD21

Vanity Sink Drawer Base w/False Panels – VBB243DL/R, VBB423DL/R, VBB483DL/R, VBB243DL/RBH, VBB423DL/RBH, VBB483DL/RBH

Universal Access Base, Double Door - B3032.5B and B3632.5B

DISCONTINUATIONS

Species

Cherry and Laminate

Door Styles

- Ogilby (replaced by Piper)
- Montella (replaced by Welzin)
- Rainier (replaced by Chalet)
- Eastport
- Tennyson
- Madison
- Lawry
- Bayport
- Juno

Finishes

- Sorrel Stain
- Nectar Stain
- Bison Stain
- Java Stain (replaced by Mane)
- Aloe Paint
- Cadet Paint (replaced by Poolhouse)
- Cocoa Glaze on stains and paints
- Smoke Glaze on stains and paints
- Tusk Laminate
- Cavern Laminate

All-plywood Finished (APF) & Plywood Finished Ends (PEF) are being replaced by FB – Finished Ends Both modification, which can be used in conjunction with APU and PEU to achieve finished ends with upgraded construction options

Antique & Rice Paper Textured Glass Inserts

FOR ADDITIONAL SKU DISCONTINUATIONS, PLEASE REFER TO THE “HOMECREST 2021 DISCONTINUATIONS - UPDATES” COMMUNICATION ON ONETOUCH.